

2003-04 ELECTRICAL

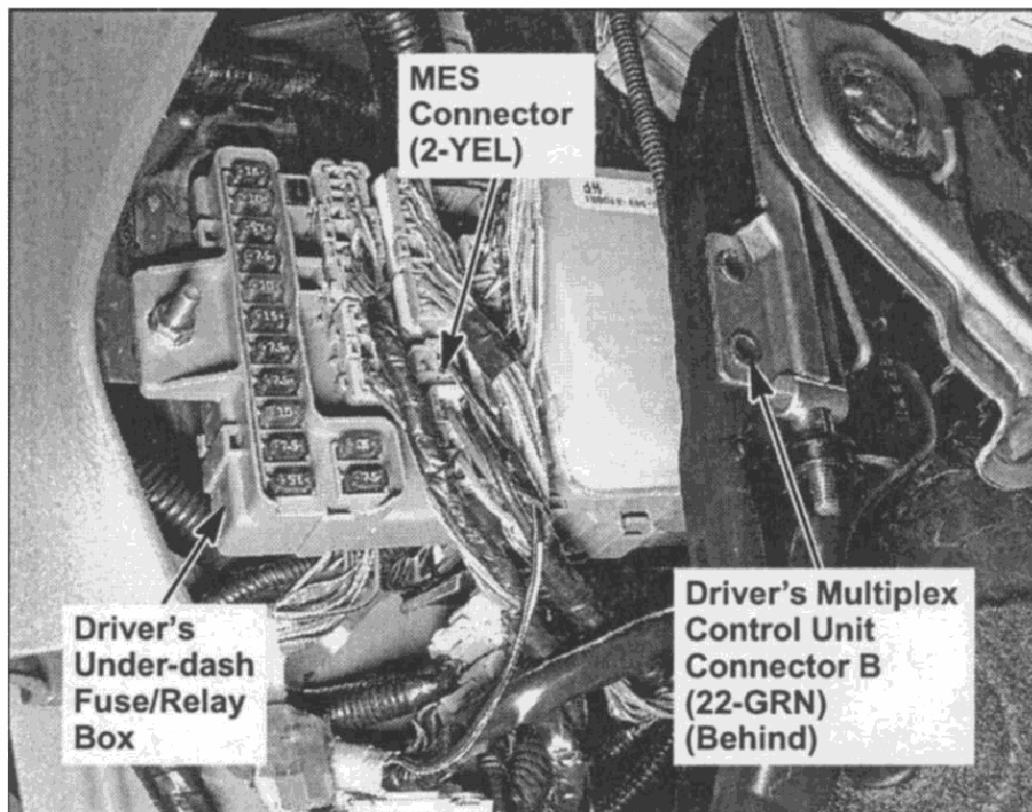
Fuses & Circuit Breakers - Pilot

IDENTIFICATION

CAUTION: When battery is disconnected, vehicle computer and memory systems may lose memory data. Driveability problems may exist until computer systems have completed a relearn cycle. See appropriate **COMPUTER RELEARN PROCEDURES** article in **GENERAL INFORMATION** before disconnecting battery.

DRIVER'S UNDER-DASH FUSE/RELAY BOX

NOTE: Driver's under-dash fuse/relay box is located at the left kick panel. See [Fig. 1](#) .

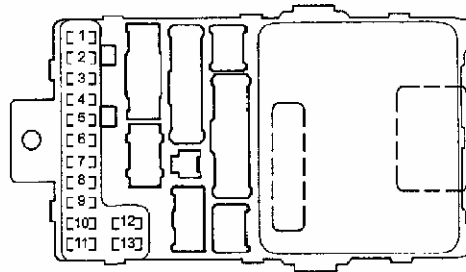


G00306545

Fig. 1: Locating Driver's Under-Dash Fuse/Relay Box
Courtesy of AMERICAN HONDA MOTOR CO., INC.

2003 Honda Pilot LX

2003-04 ELECTRICAL Fuses & Circuit Breakers - Pilot



Fuse Number	Fuse Name	Amps	Component or Circuit Protected
1	FUEL PUMP	15A	PGM-FI main relay, SRS unit
2	SRS	10A	SRS unit
3	HEATER CONTROL A/C CLUTCH RELAY COOLING FAN RELAY	7.5A	A/C compressor clutch relay, Climate control unit (EX, EX-L), Fan control relay, Front blower motor relay, Heater control panel (LX), Radiator fan control module, Recirculation control motor, Rear blower motor relay, Rear mode control motor, Rear window defogger relay, Seat heater relay (EX-L: except '03 USA)
4	R/C MIRROR VTM-4	7.5A	ABS modulator-control unit, Option connector R, Power mirror switch, VTM-4 control unit
5	(DAY LIGHT)	10A	DRL control unit (Canada)
6	F1-ECU CRUISE CONTROL	15A	Alternator, Cruise control main switch, Cruise control actuator, ELD unit, EVAP bypass solenoid valve, EVAP canister purge valve, EVAP canister vent shut valve, Gauge assembly, PCM, Primary HO2S, Radiator fan control module, Secondary HO2S, VTM-4 control unit, VTM-4 relay
7	SIDE SRS RR WIPER	7.5A	OPDS unit, Rear window wiper intermittent relay, Rear window wiper motor, Wiper/washer switch
8	ACC RELAY	7.5A	Accessory power socket relay, Gauge assembly, Option connector S, Rear accessory power socket relay, Shift lock solenoid
9	BACK UP LIGHT INSTRUMENT LIGHT	10A	Brake light failure sensor, Driver's multiplex control unit, Gauge assembly, Keyless receiver unit (EX, EX-L), Passenger's multiplex control unit, Reverse relay, VTM-4 lock switch
10	TURN SIGNAL	7.5A	Hazard warning switch
11	IG COIL	15A	Ignition coils
12	FR WIPER	30A	Intermittent wiper relay, Windshield wiper motor, Wiper/washer switch
13	STARTER SIGNAL	7.5A	PCM, PGM-FI main relay

G00306546


Fig. 2: Identifying Driver's Under-Dash Fuse/Relay Box Components
Courtesy of AMERICAN HONDA MOTOR CO., INC.

PASSENGER'S UNDER-DASH FUSE/RELAY BOX

NOTE: Passenger's under-dash fuse/relay box is located at right kick panel. See Fig. 3 .

2003 Honda Pilot LX

2003-04 ELECTRICAL Fuses & Circuit Breakers - Pilot

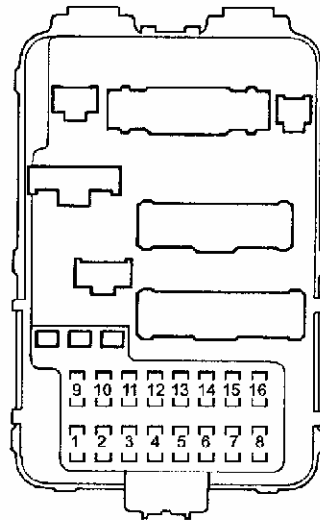


G00306547

Fig. 3: Locating Passenger's Under-Dash Fuse/Relay Box
Courtesy of AMERICAN HONDA MOTOR CO., INC.

2003 Honda Pilot LX

2003-04 ELECTRICAL Fuses & Circuit Breakers - Pilot



Fuse Number	Fuse Name	Amps	Component or Circuit Protected
1	P/W FRONT L	20A	Power window control unit
2	DRIVER P/SEAT RECLINE	20A	Driver's power seat adjustment switch (EX, EX-L)
3	(HEATED SEAT)	20A	Seat heater relay (EX-L: except '03 USA)
4	DRIVER P/SEAT SLIDE	20A	Driver's power seat adjustment switch (EX, EX-L)
5	—	—	Not used
6	(DAY LIGHT)	10A	DRL control unit (Canada)
7	P/W REAR L	20A	Door multiplex control unit, Left rear power window switch, Power window control unit
8	P/W FRONT R	20A	Front passenger's power window switch
9	ACC CIGAR	15A	Accessory power socket relay
10	SMALL LIGHT	15A	Taillight relay
11	INTR LIGHT	10A	Driver's door courtesy light, Front individual map lights, Front passenger's door courtesy light, Interior lights noise condenser, Interior lights relay, Left middle and right middle individual map lights, Left rear and right rear individual map lights, Navigation display unit (EX-L), Navigation unit (EX-L), Tailgate lights
12	POWER DOOR LOCK	20A	Passenger's multiplex control unit
13	BACK UP	7.5A	Door multiplex control unit, Driver's multiplex control unit, Gauge assembly, Keyless receiver unit (EX, EX-L), Passenger's multiplex control unit, PCM, Radiator fan control module, Security indicator (EX, EX-L)
14	—	—	Not used
15	—	—	Not used
16	P/W REAR R	20A	Right rear power window switch

G00306548


Fig. 4: Locating Passenger's Under-Dash Fuse/Relay Box Components
 Courtesy of AMERICAN HONDA MOTOR CO., INC.

UNDER-HOOD FUSE/RELAY BOX

NOTE: Under-hood fuse/relay box is located in right rear corner of engine compartment. See Fig. 5 .

2003 Honda Pilot LX

2003-04 ELECTRICAL Fuses & Circuit Breakers - Pilot

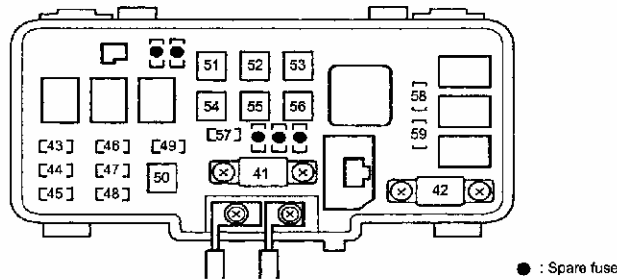


G00306549

Fig. 5: Locating Under-Hood Fuse/Relay Box
Courtesy of AMERICAN HONDA MOTOR CO., INC.

2003 Honda Pilot LX

2003-04 ELECTRICAL Fuses & Circuit Breakers - Pilot



Fuse Number	Fuse Name	Amps	Component or Circuit Protected
41	BATTERY	120A	Power distribution
42	IG1 MAIN	50A	Ignition switch, Option connector U
43	RIGHT HEAD LIGHT	20A	DRL relay (Canada), Right headlight
44	—	—	Not used
45	LEFT HEAD LIGHT	20A	DRL control unit (Canada), DRL relay (Canada), Gauge assembly, Left headlight
46	ACG S	15A	DLC, PGM-FI main relay
47	STOP	20A	Brake pedal position switch, Horn relay, Ignition key light, Key interlock switch
48	RADIO	20A	Audio unit, DVD player unit (EX-L: RES (DVD)), Rear controller and screen (EX-L: RES (DVD))
49	HAZARD	15A	Hazard warning switch
50	TRAILER	20A	Trailer lighting connector ('04)
51	POWER WINDOW MOTOR	40A	Fuse 1 (in passenger's under-dash fuse/relay box), Power window relay
52	(POWER SEAT)	40A	Fuses 2, 3, 4, 5, and 6 (in passenger's under-dash fuse/relay box)
53	RR DEFROSTER	30A	Rear window defogger relay
54	BACK UP, ACC	40A	Fuses 9, 10, 11, 12, and 13 (in passenger's under-dash fuse/relay box)
55	REAR A/C	30A	Rear blower motor relay
56	HEATER MOTOR	40A	Front blower motor relay
57	COOLING FAN	30A	Radiator fan relay
58	CONDENSER FAN	30A	A/C condenser fan relay
59	MG.CLUTCH	7.5A	A/C compressor clutch relay

G00306550

Fig. 6: Identifying Under-Hood Fuse/Relay Box Components
Courtesy of AMERICAN HONDA MOTOR CO., INC.